2019 General Fund Budget

	2014	2015	2016	2017	2018	2019
Revenues	$ 3,690,950	$3,721,350	$ 3,746,650	$ 3,855,650	$ 3,942,650	$ 4,156,050
Expenditures	$ 3,448,515	$3,516,790	$ 3,677,500	$ 3,776,961	$ 3,825,637	$ 3,929,791

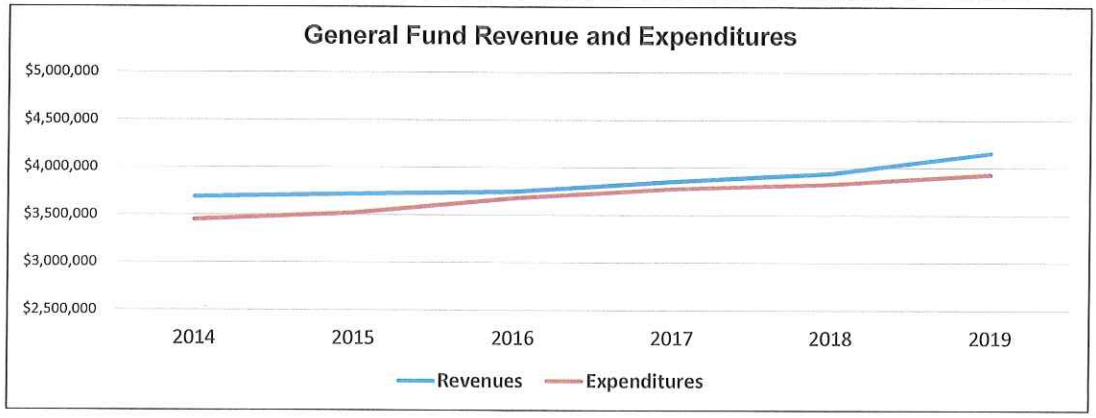

Revenues		**2019**
Real Estate Taxes	$	259,500
Local Enabling Taxes	$	2,515,000
Cable TV Franchise	$	270,000
State Shared Revenues	$	143,000
Public Safety and Permits	$	186,800
Interest	$	100,000
Beginning Cash	$	650,000
Other	$	31,750
Total	$	4,156,050

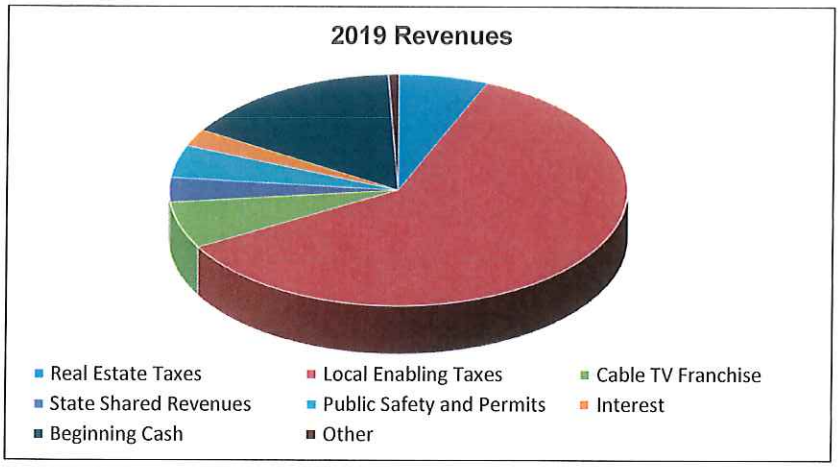

Expenditures		**2019**
Legislative Body	$	78,050
Executive	$	128,953
Financial Administration	$	35,850
Tax Collection	$	19,860
Engingeering & Legal Services	$	127,000
I.T. Services	$	15,000
Administration	$	412,448
Government Buildings & Plant	$	55,500
Emergency Services & Management	$	409,000
Code Enforcement	$	103,000
Planning and Zoning	$	36,700
Public Works	$	1,077,530
Traffic & Street Lighting	$	54,000
Construction and Rebuilding	$	800,000
Parks and Recreation	$	141,200
Community Services	$	5,000
Debt Service	$	230,500
Fund Transfer & Other	$	200,200
Total	$	3,929,791

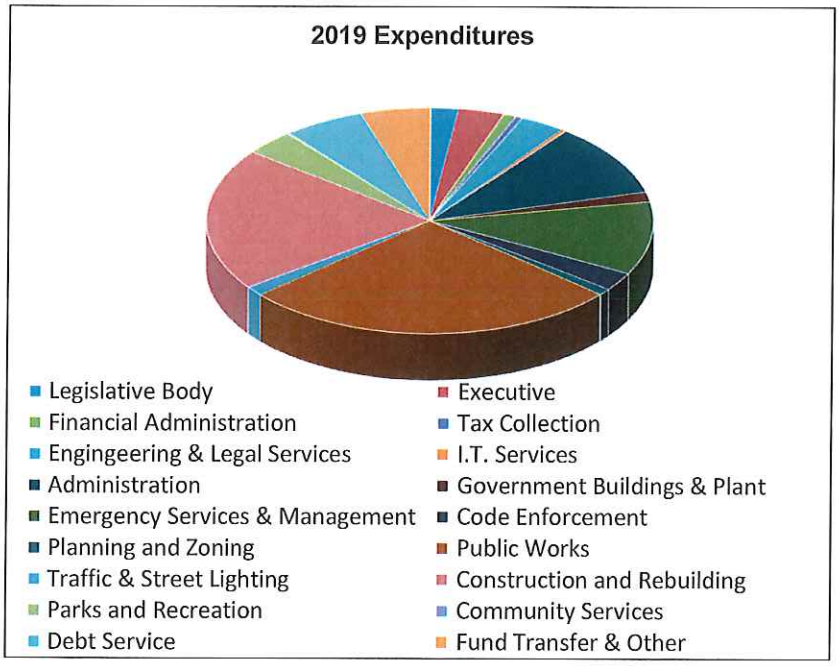

2019 General Fund Revenues

Account Number	Description	2017 Actual	2018 Budget	10/19/18 Actual	2019 Budget
	REVENUES				
REAL ESTATE TAXES					
1.400.0	Real Estate Tax - General	$ 72,317.61	$ 75,000	$ 77,067.82	$ 50,000
1.400.1	Real Estate Tax - Fire	$ 100,834.42	$ 103,000	$ 102,012.50	$ 103,000
1.400.2	Real Estate Tax - EMS	$ 100,834.42	$ 103,000	$ 102,012.50	$ 103,000
1.400.3	Real Estate Tax - Delinquent	$ 3,869.99	$ 3,500	$ 2,988.40	$ 3,500
	Total	$ 277,856.44	$ 284,500	$ 284,081.22	$ 259,500
LOCAL ENABLING TAXES					
1.400.4	Realty Transfer Tax	$ 360,850.39	$ 300,000	$ 230,034.89	$ 300,000
1.400.5	Earned Income Tax	$ 2,661,558.99	$ 2,000,000	$ 2,200,178.31	$ 2,200,000
1.402.0	Amusement Tax	$ 15,666.06	$ 15,000	$ 723.22	$ 15,000
	Total	$ 3,038,075.44	$ 2,315,000	$ 2,430,936.42	$ 2,515,000
LICENSES AND PERMITS					
1.404.0	Cable TV Franchise	$ 277,547.66	$ 270,000	$ 200,477.11	$ 270,000
	Total	$ 277,547.66	$ 270,000	$ 200,477.11	$ 270,000
FINES AND FORFEITS					
1.406.0	Vehicle Violations	$ -	$ 300	$ -	$ 300
1.401.0	Ordinance Violations	$ 3,832.01	$ 7,000	$ 3,360.84	$ 5,000
	Total	$ 3,832.01	$ 7,300	$ 3,360.84	$ 5,300
INTEREST EARNINGS					
1.410.0	Interest Earnings	$ 119,665.35	$ 75,000	$ 143,814.70	$ 100,000
	Total	$ 119,665.35	$ 75,000	$ 143,814.70	$ 100,000
STATE SHARED REVENUES					
1.416.0	Public Utility Realty Tax	$ -	$ 4,500	$ -	$ 4,500
1.411.0	PLCB Licenses	$ 3,000.00	$ 4,500	$ 2,700.00	$ 4,500
1.420.0	Pension State Aid	$ 40,368.00	$ 40,000	$ 44,135.48	$ 44,000
1.422.0	Foreign Fire Ins Distribution	$ 94,333.16	$ 100,000	$ 85,968.28	$ 90,000
	Total	$ 137,701.16	$ 149,000	$ 132,803.76	$ 143,000

2019 General Fund Revenues

Account Number	Description	2017 Actual	2018 Budget	10/19/18 Actual	2019 Budget
GENERAL GOVERNMENT					
1.426.0	Subdiv/Land Dev Fees	$ 500.00	$ 1,500	$ -	$ 1,500
1.421.0	Bins Recycle	$ 30.00	$ 250	$ 20.00	$ 250
1.430.0	Zoning Hearing Board Fees	$ 11,000.00	$ 5,000	$ 5,750.00	$ 5,000
1.432.0	Ords/Copies/Maps/Bids	$ 602.75	$ 1,000	$ 440.50	$ 1,000
	Total	$ 12,132.75	$ 7,750	$ 6,210.50	$ 7,750
PERMITS					
1.434.0	Building Permits	$ 195,045.42	$ 150,000	$ 170,207.16	$ 150,000
1.434.1	Mechanical Permits	$ 16,640.50	$ -	$ 14,205.60	$ 10,000
1.434.2	Electrical Permits	$ 3,000.00	$ -	$ 5,225.00	$ 2,500
1.434.3	Grading Permits	$ 5,346.20	$ -	$ 4,225.00	$ 4,000
1.436.0	Misc. Permit Fees	$ 4,762.00	$ 6,000	$ 2,584.00	$ 6,000
1.431.0	Contractor Registration	$ 2,900.00	$ 3,000	$ 2,870.00	$ 3,000
1.440.0	Plumbing Permits	$ 1,274.00	$ 1,500	$ 3,250.00	$ 1,500
1.444.0	U & O Permits	$ 4,204.00	$ 3,000	$ 2,663.00	$ 3,000
1.446.0	Sign Permits	$ 1,366.92	$ 1,000	$ 760.00	$ 1,000
1.441.0	Burn Permits	$ 305.00	$ 500	$ 240.00	$ 500
	Total	$ 234,844.04	$ 165,000	$ 206,229.76	$ 181,500
MISCELLANEOUS REVENUE					
1.450.0	Miscellaneous Revenue	$ 25,981.73	$ 15,000	$ 30,866.57	$ 20,000
1.452.0	Court Reporter Fee	$ -	$ 1,000	$ -	$ 1,000
1.453.0	Admin Escrow Fee	$ 2,000.00	$ 3,000	$ 4,400.00	$ 3,000
1.454.0	Contributions - Private Source	$ -	$ 100	$ -	$ -
	Total	$ 27,981.73	$ 19,100	$ 35,266.57	$ 24,000
INTERFUND TRANSFERS					
1.462.0	From Capital Reserve	$ 69,160.53	$ -	$ -	$ -
1.451.0	From Water Tank	$ -	$ -	$ -	$ -
1.460.0	From Sewer Fund	$ -	$ -	$ -	$ -
	Total	$ 69,160.53	$ -	$ -	$ -
FUNDS CARRIED FORWARD					
1.350.0	Funds Carried Forward	$ -	$ 650,000	$ -	$ 650,000
	Total	$ -	$ 650,000	$ -	$ 650,000
	TOTAL REVENUES	**$ 4,198,797**	**$ 3,942,650**	**$ 3,443,181**	**$ 4,156,050**

2019 General Fund Expenditures

Account Number	Description	2017 Actual	2018 Proposal	10/19/18 Actual	2019 Budget
	EXPENDITURES				
LEGISLATIVE BODY					
1.848.0	Salary - Supervisors	$ 15,541.20	$ 15,500	$ 13,541.50	$ 16,250
1.846.0	Administrative	$ 73.56	$ 500	$ -	$ 500
1.846.1	Social Security / Med Tax	$ 1,210.98	$ 1,000	$ 1,100.96	$ 1,300
1.846.3	Liability Insurance - Gen	$ 13,526.07	$ 10,000	$ 11,246.60	$ 14,000
1.610.1	Property Insurance	$ 8,085.09	$ 8,000	$ 6,362.40	$ 8,500
1.610.2	Public Officials Insurance	$ 3,567.28	$ 4,500	$ 1,976.80	$ 4,500
1.610.3	Dues/Subs/Memberships	$ 4,375.65	$ 3,000	$ 2,486.25	$ 3,000
1.610.4	Contracted Services	$ 19,987.95	$ 20,000	$ 19,649.99	$ 20,000
1.610.5	Meetings & Conferences	$ 13,151.40	$ 10,000	$ 8,545.61	$ 10,000
	Total	$ 79,519.18	$ 72,500	$ 64,910.11	$ 78,050
EXECUTIVE					
1.850.0	Salary - Manager	$ 118,924.06	$ 86,700	$ 71,661.64	$ 89,128
1.850.1	LTD Insurance	$ 1,246.80	$ 2,500	$ 373.80	$ 1,000
1.850.2	STD Insurance	$ 577.34	$ 800	$ 300.00	$ 500
1.850.3	Medical Insurance	$ 33,017.77	$ 14,150	$ 9,143.04	$ 16,000
1.850.4	Life Insurance	$ 409.26	$ 650	$ 51.00	$ 650
1.850.5	Pension	$ 6,007.70	$ 7,000	$ 5,464.99	$ 7,200
1.850.6	Social Security	$ 9,099.95	$ 7,000	$ 5,819.89	$ 7,000
1.850.7	Unemployment Tax	$ 88.60	$ 75	$ 55.17	$ 75
1.850.8	Automobile Allowance	$ 4,663.97	$ 5,000	$ 4,170.00	$ 5,000
1.850.9	Bonding - Mgr	$ 328.00	$ 350	$ 500.00	$ 500
1.851.0	Workers Comp Insurance	$ 681.57	$ 450	$ 627.24	$ 650
1.851.1	Dues/Subs/Memberships	$ 250.00	$ 250	$ 229.92	$ 250
1.851.2	Meetings & Conferences	$ 75.00	$ 1,000	$ 50.00	$ 1,000
	Total	$ 175,370.02	$ 125,925	$ 98,446.69	$ 128,953
FINANCIAL ADMINSTRATION					
1.852.0	Auditors Salary	$ -	$ 50	$ 40.00	$ 50
1.600.1	Auditing Services	$ 26,750.00	$ 35,000	$ 29,500.00	$ 35,000
1.602.0	Bonding - Treasurer	$ 738.00	$ 800	$ 750.00	$ 800
	Total	$ 27,488.00	$ 35,850	$ 30,290.00	$ 35,850
TAX COLLECTION					
1.603.0	Real Estate Commission	$ 13,702.59	$ 15,000	$ 13,849.03	$ 15,000
1.603.2	Amusement Commission	$ 469.99	$ 1,000	$ 21.37	$ 1,000
1.604.0	Social Security / Med Tax	$ 1,006.85	$ 1,200	$ 1,060.78	$ 1,200
1.604.1	Tax Collector Supplies	$ -	$ 2,500	$ -	$ 2,500
1.604.3	Tax Collector Bonding	$ -	$ 160	$ 155.00	$ 160
	Total	$ 15,179.43	$ 19,860	$ 15,086.18	$ 19,860

2019 General Fund Expenditures

Account Number	Description	2017 Actual	2018 Proposal	10/19/18 Actual	2019 Budget
	EXPENDITURES				
LEGAL SERVICES					
1.605.0	Legal Services	$ 16,786.50	$ 50,000	$ 36,720.78	$ 50,000
1.605.1	Special Legal Services	$ 736.83	$ 10,000	$ 1,419.56	$ 10,000
	Total	$ 17,523.33	$ 60,000	$ 38,140.34	$ 60,000
I.T. SERVICES					
1.610.6	I.T. Services	$ 4,480.00	$ 10,000	$ 31.77	$ 10,000
1.610.7	I.T. Equipment	$ 2,051.00	$ 5,000	$ -	$ 5,000
	Total	$ 6,531.00	$ 15,000	$ 31.77	$ 15,000
ADMINISTRATION					
1.854.0	Salary - Treasurer	$ 49,849.01	$ 50,648	$ 41,863.20	$ 52,067
1.856.0	Salary - Permit Coordinator	$ 54,046.40	$ 54,891	$ 45,292.76	$ 43,680
1.858.0	Salary - Interns/Part Time	$ -	$ 36,000	$ 3,715.00	$ 36,000
1.859.0	Salary - Sewer Collection	$ 34,515.34	$ 35,214	$ 29,106.40	$ 36,201
1.646.3	LT Disability Insurance	$ 3,281.83	$ 4,000	$ 5,448.12	$ 6,000
1.646.4	ST Disability Insurance	$ 1,564.94	$ 2,000	$ 2,597.72	$ 3,000
1.646.5	Medical Insurance	$ 122,071.48	$ 105,670	$ 108,478.70	$ 120,000
1.646.6	Life Insurance	$ 1,302.44	$ 1,200	$ 2,705.99	$ 3,000
1.646.7	Pension	$ 11,334.33	$ 12,000	$ 8,657.85	$ 12,000
1.646.8	Social Security / Med Tax	$ 13,519.79	$ 16,000	$ 11,857.94	$ 15,000
1.646.9	Unemployment Tax	$ 1,292.35	$ 4,000	$ 1,120.20	$ 1,500
1.647.0	Automobile Allowance	$ 1,350.83	$ 1,500	$ 1,205.35	$ 1,500
1.647.1	Workers Comp Insurance	$ 2,044.90	$ 2,500	$ 1,881.89	$ 2,500
1.606.0	Office Supplies	$ 10,068.01	$ 12,000	$ 8,806.76	$ 12,000
1.608.0	Communications	$ 7,264.06	$ 10,000	$ 6,173.15	$ 10,000
1.611.0	Postage	$ 7,134.40	$ 6,000	$ 6,008.44	$ 8,000
1.614.0	Advertising	$ 3,333.73	$ 4,000	$ 5,236.45	$ 6,000
1.616.0	Printing	$ 4,452.60	$ 5,000	$ 4,076.07	$ 5,000
1.618.0	Maintenance Contracts	$ 14,122.34	$ 30,000	$ 13,347.04	$ 30,000
1.620.0	Meetings & Conferences	$ 7,884.72	$ 2,000	$ 5,801.04	$ 9,000
	Total	$ 350,433.50	$ 394,623	$ 313,380.07	$ 412,448
ENGINEER					
1.860.0	Engineer	$ 48,635.33	$ 40,000	$ 31,102.14	$ 50,000
1.860.1	Traffic Engineer	$ -	$ 7,000	$ 6,243.76	$ 7,000
1.860.2	Special Engineer	$ 3,534.74	$ 10,000	$ 862.56	$ 10,000
	Total	$ 52,170.07	$ 57,000	$ 38,208.46	$ 67,000
GEN GOVT BUILDINGS & PLANT					
1.622.0	Building Supplies	$ -	$ 2,000	$ 695.26	$ 2,000
1.624.0	Admin Building Utilities	$ 16,532.66	$ 15,000	$ 16,342.38	$ 18,000
1.626.0	Public Works Bldg Utilities	$ 1,153.41	$ 5,000	$ 2,193.24	$ 3,000
1.628.0	Building Repairs	$ 3,424.89	$ 4,000	$ 4,034.30	$ 5,000
1.632.0	Trash Collection	$ 2,950.89	$ 5,000	$ 2,381.56	$ 3,500
1.634.0	Recycle Bins	$ -	$ -	$ -	$ -

2019 General Fund Expenditures

Account Number	Description	2017 Actual	2018 Proposal	10/19/18 Actual	2019 Budget
	EXPENDITURES				
1.636.0	Cleaning Services	$ 9,852.00	$ 9,000	$ 6,651.00	$ 9,000
1.638.0	Mowing Service	$ 14,350.00	$ 15,000	$ 14,350.00	$ 15,000
	Total	$ 48,263.85	$ 55,000	$ 46,647.74	$ 55,500
FIRE					
1.640.0	Workers Comp Insurance	$ 24,784.00	$ 26,500	$ 19,134.00	$ 26,500
1.641.0	Capital Purchases	$ 60,000.00	$ 30,000	$ -	$ 30,000
1.642.0	Fire Vehicle Insurance	$ 5,242.00	$ 7,000	$ 4,663.00	$ 7,000
1.644.0	Hydrant Rental	$ 25,349.38	$ 25,000	$ 24,949.63	$ 27,000
1.646.0	RE Tax Distribution	$ 100,834.42	$ 100,000	$ -	$ 103,000
1.648.0	Foreign Fire Ins Distribution	$ 94,333.16	$ 114,000	$ 85,968.28	$ 90,000
	Total	$ 310,542.96	$ 302,500	$ 134,714.91	$ 283,500
AMBULANCE					
1.650.0	Workers Comp Insurance	$ 758.43	$ 4,000	$ 697.98	$ 1,500
1.650.2	Capital Purchases - EMS	$ 15,661.36	$ 10,000	$ -	$ 10,000
1.654.0	RE Tax Distribution	$ 100,834.42	$ 100,000	$ 102,235.30	$ 103,000
	Total	$ 117,254.21	$ 114,000	$ 102,933.28	$ 114,500
CODE ENFORCEMENT					
1.651.0	Code Inspection Service	$ 104,140.00	$ 90,000	$ 74,200.00	$ 100,000
1.658.0	UCC Assessment	$ 2,816.00	$ 2,500	$ 2,776.50	$ 3,000
	Total	$ 106,956.00	$ 92,500	$ 76,976.50	$ 103,000
PLANNING AND ZONING					
1.863.0	Salary - ZHB Members	$ 2,550.00	$ 2,500	$ 1,905.00	$ 2,500
1.664.0	ZHB Social Security	$ 204.79	$ 200	$ 157.21	$ 200
1.666.0	Township Planner	$ 9,539.30	$ 15,000	$ 10,675.75	$ 15,000
1.668.0	ZHB Legal Services	$ 10,425.00	$ 7,000	$ 10,437.50	$ 12,000
1.670.0	Court Reporter	$ 3,025.00	$ 3,000	$ 1,600.00	$ 3,000
1.672.0	ZHB Advertising	$ 5,567.22	$ 4,000	$ -	$ 4,000
	Total	$ 31,311.31	$ 31,700	$ 24,775.46	$ 36,700
EMERGENCY MANAGEMENT					
1.676.0	Supplies	$ -	$ 8,000	$ -	$ 3,000

2019 General Fund Expenditures

Account Number	Description	2017 Actual	2018 Proposal	10/19/18 Actual	2019 Budget
	EXPENDITURES				
1.678.0	Communications	$ -	$ 3,000	$ -	$ 8,000
	Total	$ -	$ 11,000	$ -	$ 11,000
PUBLIC WORKS GENERAL SERVICES					
1.864.0	Salary - Foreman	$ 76,765.90	$ 74,027	$ 65,409.07	$ 76,100
1.866.0	Salary - Laborers	$ 243,612.04	$ 243,506	$ 214,154.07	$ 260,930
1.867.0	LT Disability Insurance	$ 6,301.84	$ 6,500	$ 4,238.68	$ 6,500
1.867.1	ST Disability Insurance	$ 2,931.76	$ 3,000	$ 2,164.17	$ 3,000
1.867.2	Medical Insurance	$ 232,969.85	$ 206,875	$ 148,171.14	$ 210,000
1.867.3	Life Insurance	$ 3,148.89	$ 3,000	$ 2,078.15	$ 3,000
1.867.4	Pension	$ 25,243.78	$ 28,500	$ 20,012.39	$ 28,500
1.867.5	Social Security / Med Tax	$ 25,351.25	$ 23,000	$ 341.00	$ 25,000
1.867.6	Unemployment Tax	$ 224.70	$ 250	$ 217.64	$ 250
1.682.0	Office Supplies	$ 599.83	$250	$ 1,909.01	$ 2,000
1.683.0	Gas/Diesel	$ 17,730.66	$ 30,000	$ 18,022.35	$ 30,000
1.684.0	Uniforms	$ 2,507.50	$ 1,500	$ 91.60	$ 1,500
1.685.0	PA One Call System	$ 1,048.78	$ 1,500	$ 784.55	$ 1,500
1.686.0	CDL Testing	$ 38.45	$ 500	$ 136.90	$ 500
1.687.0	Roadway Supplies	$ 6,775.12	$ 8,000	$ 6,033.02	$ 8,000
1.687.1	Other Supplies	$ 8,083.53	$ 10,000	$ 5,005.43	$ 10,000
1.688.0	Small Tools & Minor Equip	$ 4,684.60	$ 5,000	$ 12,109.30	$ 10,000
1.867.7	Workers Comp Insurance	$ 13,864.10	$ 14,500	$ 13,186.89	$ 14,500
1.690.0	Vehicle Insurance	$ 5,375.50	$ 5,000	$ 4,323.44	$ 5,500
1.690.1	Vehicle Maintenance	$ 22,984.32	$ 15,000	$ 15,980.87	$ 20,000
1.867.8	Dues/Subs/Memberships	$ 300.00	$ 250	$ -	$ 250
1.867.9	Meetings & Conferences	$ 170.00	$ 500	$ -	$ 500
1.868.0	Capital Purchases	$ 54,782.10	$ 200,000	$ 7,535.74	$ 200,000
	Total	$ 755,494.50	$ 880,658	$ 541,905.41	$ 917,530
ROADWAY CLEANING					
1.690.2	Contracted Services	$ -	$ 20,000	$ -	$ 20,000
	Total	$ -	$ 20,000	$ -	$ 20,000
ROADWAY SNOW & ICE REMOVAL					
1.691.1	Overtime	$ 10,779.54	$ 20,000	$ 18,693.05	$ 25,000
1.690.3	Salt & Cinders	$ 22,348.15	$ 50,000	$ 37,527.08	$ 50,000
1.690.5	Contracted Services	$ 27,908.06	$ 50,000	$ 56,175.00	$ 65,000
	Total	$ 61,035.75	$ 120,000	$ 112,395.13	$ 140,000
TRAFFIC SIGNALS, SIGNS & MARKINGS					
1.690.6	Electricity	$ 6,130.83	$ 5,000	$ 1,722.77	$ 5,000
1.690.7	Signal Repair	$ 4,358.09	$ 5,000	$ 4,266.82	$ 5,000
1.690.8	Signs	$ 3,572.97	$ 3,000	$ 5,260.59	$ 3,000
1.690.9	Markings - Line Striping	$ 12,709.20	$ 7,000	$ -	$ 7,000
1.691.0	Cap Purch. - Signals	$ -	$ -	$ -	$ -
	Total	$ 26,771.09	$ 20,000	$ 11,250.18	$ 20,000

2019 General Fund Expenditures

Account Number	Description	2017 Actual	2018 Proposal	10/19/18 Actual	2019 Budget
	EXPENDITURES				
STREET LIGHTING					
1.692.0	Electricity	$ 9,989.33	$ 14,000	$ 15,187.07	$ 18,000
1.692.1	Repair	$ 216.93	$ 12,000	$ 832.84	$ 12,000
1.692.2	Street Light Decor	$ 100.00	$ 4,000	$ -	$ 4,000
1.692.3	Cap Purch. - Street Ligh	$ -	$ -	$ -	$ -
	Total	$ 10,306.26	$ 30,000	$ 16,019.91	$ 34,000
SIDEWALKS & CROSSWALKS					
1.693.0	Improvements	$ -	$ -	$ -	$ -
	Total	$ -	$ -	$ -	$ -
CONSTRUCTION & REBUILDING					
1.694.0	Contracted Services	$ 395,454.50	$ 800,000	$ 2,470.00	$ 800,000
	Total	$ 395,454.50	$ 800,000	$ 2,470.00	$ 800,000
STORMWATER TMDL					
1.695.0	Contracted Services	$ 10,988.03	$ 20,000	$ -	$ 20,000
	Total	$ 10,988.03	$ 20,000	$ -	$ 20,000
PARKS AND RECREATION					
1.870.0	*Salary - Parks*	$ 38,294.40	$ 39,021	$ 32,285.64	$ 31,200
1.870.2	*Equipment Repair/Supplies*	$ -	$ -	$ -	$ 5,000.00
1.870.3	*Contracted Services*	$ -	$ -	$ -	$ 5,000.00
1.870.4	Other Contributions	$ -	$ 100,000	$ -	$ 100,000
	Total	$ 38,294.40	$ 139,021	$ 32,285.64	$ 141,200
COMMUNITY SERVICES					
1.680.0	Visiting Nurses Association	$ -	$ 1,500	$ -	$ 1,500
1.696.0	Library	$ 1,500.00	$ 1,500	$ 1,500.00	$ 3,000
1.696.1	Other Contributions	$ -	$ 500	$ 575.00	$ 500
	Total	$ 1,500.00	$ 3,500	$ 2,075.00	$ 5,000
DEBT PRINCIPAL					
1.698.0	Series Univest Refi Principal	$ 202,422.86	$ 197,000	$ 173,124.34	$ 215,000
	Total	$ 202,422.86	$ 197,000	$ 173,124.34	$ 215,000
DEBT INTEREST					
1.698.1	Series Univest Refi Interest	$ 26,864.24	$ 32,500	$ 17,927.63	$ 15,500
	Total	$ 26,864.24	$ 32,500	$ 17,927.63	$ 15,500
MISCELLANEOUS EXPENSES					
1.710.0	Miscellaneous	$ 6,234.54	$ 5,500	$ 120,126.24	$ 7,000
1.708.0	Refund-Overpayment	$ 1,037.00	$ -	$ 137.22	$ 1,200
	Total	$ 7,271.54	$ 5,500	$ 120,263.46	$ 8,200
INTERFUND OPERATING TRANSFERS					
1.702.0	Transfer to Open Space	$ -	$ 50,000	$ -	$ 50,000

2019 General Fund Expenditures

Account Number	Description	2017 Actual	2018 Proposal	10/19/18 Actual	2019 Budget
	EXPENDITURES				
1.702.2	To Pension Fund	$ -	$ 10,000	$ -	$ 10,000
1.702.4	To Healthcare Fund	$ 12,000.00	$ 10,000	$ 12,000.00	$ 12,000
1.702.3	To Payroll Fund	$ -	$ -	$ -	$ -
1.702.5	To Debt Service Fund	$ -	$ -	$ -	$ -
	Total	$ 12,000.00	$ 70,000	$ 12,000.00	$ 72,000
RESERVE FUND					
1.706.0	Contingency	$ -	$ 100,000	$ -	$ 100,000
1.704.0	Improvement	$ -	$ -	$ -	$ -
1.704.1	Equipment	$ -	$ -	$ -	$ -
	Total	$ -	$ 100,000	$ -	$ 100,000
	TOTAL EXPENDITURES	**$2,886,946.03**	**$ 3,825,637**	**$ 2,026,258.21**	**$ 3,929,791**

2019 Recreation Fund Budget

Account Number	Description	2017 Actual	2018 Budget	10/19/18 Actual	2019 Budget
	REVENUES				
Park and Recreation Operating Revenue					
3.400.3	Bocce Registration	$ 1,440.00	$ 1,800	$ 1,440.00	$ 1,500
3.400.6	Vendor Registration	$ 435.00	$ 1,000	$ 610.00	$ 1,000
3.400.7	Pavilion Rental	$ 925.00	$ 800	$ 1,450.00	$ 1,000
3.400.8	Field & Court Rental	$ 9,605.00	$ 9,000	$ 5,770.00	$ 9,000
3.400.9	Bus Trip Registration	$ -	$ 100	$ -	$ 100
3.402.1	Commission - Ticket Sales	$ 26,836.28	$ 22,000	$ 13,827.35	$ 22,000
3.402.3	Sales of Bid Specs	$ -	$ 500	$ -	$ 500
	Total	$ 39,241.28	$ 35,200	$ 23,097.35	$ 35,100
Park and Recreation Contributions					
3.490.0	Miscellaneous Income	$ 3,640.50	$ 3,500	$ 4,024.00	$ 4,000
3.402.4	Rental Income	$ 6,160.00	$ 7,000	$ 5,500.00	$ 7,000
3.480.0	Community Rm. Rental	$ 335.00	$ 500	$ 390.00	$ 500
3.408.0	Private Source	$ -	$ 3,000	$ -	$ 3,000
3.408.1	Tree/Park Bench Memorial	$ -	$ 200	$ -	$ 200
3.408.2	Ballfield Signs	$ -	$ 200	$ -	$ 200
	Total	$ 10,135.50	$ 14,400	$ 9,914.00	$ 14,900
Interfund Transfer					
3.410.0	Transferred from Gen Fund	$ -	$ 60,000	$ -	$ 60,000
3.410.1	Transferred from OS Fund	$ 2,050,000.00	$ 250,000	$ 64,349.59	$ 250,000
	Total	$ 2,050,000.00	$ 310,000	$ 64,349.59	$ 310,000
	TOTAL REVENUES	**$ 2,099,376.78**	**$ 359,600**	**$ 97,360.94**	**$ 360,000**
	EXPENDITURES				
Administration					
3.450.1	Park Utilities	$ 6,787.75	$ 6,000	$ 9,668.28	$ 10,000
3.600.0	Administration	$ 45.40	$ 1,000	$ -	$ 1,000
3.600.1	Small Equip/Repair/Supplies	$ -	$ 1,000	$ 279.00	$ 1,000
3.600.2	Engineering	$ -	$ 15,000	$ 1,006.24	$ 15,000
3.600.3	Automobile Allowance	$ 622.02	$ 750	$ 702.20	$ 750
3.600.4	Signs/Printing	$ 3,237.00	$ 3,000	$ -	$ 3,000

2019 Recreation Fund Budget

Account Number	Description	2017 Actual	2018 Budget	10/19/18 Actual	2019 Budget
3.600.5	Park Maintenance	$ 20,834.27	$ 20,000	$ 29,395.77	$ 25,000
3.600.6	Playground Equipment	$ -	$ 1,000	$ -	$ 1,000
3.600.7	Recreational Events	$ 8,253.00	$ 10,000	$ 9,161.84	$ 10,000
3.654.4	Recreation - Movie Tix	$ 7,732.00	$ 6,000	$ 3,490.00	$ 6,000
3.654.1	Recreation - Ski Tix	$ 4,571.00	$ 5,000	$ -	$ 50,000
3.654.2	Recreation - Amusement Tix	$ 8,754.00	$ 15,000	$ 7,563.00	$ 10,000
3.654.3	Recreation - Bus Trip	$ -	$ -	$ -	$ -
3.600.8	Legal	$ -	$ 3,000	$ 5,235.25	$ 3,000
3.680.0	Miscellaneous Expenses	$ 7,126.35	$ 500	$ 12,577.55	$ 10,000
3.680.1	Refund-Overpayment	$ 50.00	$ -	$ 85.00	$ 100.00
	Total	$ 67,962.79	$ 87,250	$ 79,164.13	$ 145,850
Parks and Recreation					
3.672.0	Contracted Services	$ 11,801.00	$ 30,000	$ 6,835.93	$ 30,000
3.614.0	Contracted Construction	$ -	$ 100,000	$ -	$ 100,000
3.614.1	Capital Purchases	$ -	$ 10,000	$ 4,345.00	$ 10,000
	Total	$ 11,801.00	$ 140,000	$ 11,180.93	$ 140,000
	TOTAL EXPENDITURES	**$ 79,763.79**	**$ 227,250**	**$ 90,345.06**	**$ 285,850**

2019 Sewer Fund Budget

Account Number	Description	2017 Actual	2018 Budget	10/19/18 Actual	2019 Budget
REVENUES					
	Beginning Cash Balance	$ 8,403,644.22	$ 9,260,506	$ 12,204,381.63	$ 12,204,381
Interest Earnings					
2.440.0	Interest Earnings	$ 68,338.19	$ 75,000	$ 70,823.75	$ 75,000
	Total	$ 68,338.19	$ 75,000	$ 70,823.75	$ 75,000
Sanitation					
2.400.0	Sewer Certifications	$ 5,547.08	$ 4,000	$ 11,499.26	$ 8,000
2.400.1	Sewer Con/Tapping Fee	$ 119,952.00	$ 70,000	$ 90,576.00	$ 70,000
2.400.2	Sewer Use Charge	$ 2,356,410.48	$ 2,475,000	$ 1,599,343.95	$ 2,475,000
2.400.3	Sewer Permits	$ -	$ -	$ 869.60	$ 500
2.490.0	Miscellaneous Revenue	$ -	$ 4,000	$ 12,263.32	$ 4,000
	Total	$ 2,481,909.56	$ 2,553,000	$ 1,714,552.13	$ 2,557,500
	TOTAL REVENUES	**$ 10,953,891.97**	**$ 11,888,506**	**$ 13,989,757.51**	**$ 14,836,881**
EXPENDITURES					
General Government					
2.600.0	Administrative Services	$ 2,943.42	$ 7,000	$ 2,766.21	$ 4,000
2.600.1	Postage	$ 6,406.37	$ 7,000	$ 6,622.91	$ 7,000
	Total	$ 9,349.79	$ 14,000	$ 9,389.12	$ 11,000
Wastewater Collection and Treatment					
2.610.0	Operating Supplies	$ 1,381.20	$ 5,000	$ 1,194.12	$ 3,000
2.610.1	Special Engineering Service	$ -	$ 60,000	$ -	$ 60,000
2.610.2	Engineering Services	$ 13,562.89	$ 40,000	$ 17,334.02	$ 40,000
2.610.3	Legal Services	$ 3,442.57	$ 25,000	$ 658.00	$ 25,000
2.610.4	Sewer Billing Services	$ 2,613.24	$ 3,000	$ 1,981.26	$ 3,000
2.610.5	Electricity	$ 19,673.65	$ 35,000	$ 23,781.47	$ 35,000
2.610.6	Conveyance and Treatment	$ 904,249.80	$ 985,000	$ 834,428.00	$ 995,000
2.610.7	Repairs	$ 3,767.20	$ 300,000	$ 2,995.35	$ 300,000
2.610.8	Maintenance Services	$ 26,964.00	$ 30,000	$ 13,407.16	$ 30,000
2.610.9	Capital Construction	$ 26,964.00	$ 4,000,000	$ -	$ 6,500,000
2.611.0	Capital Purchases	$ 61,552.96	$ 100,000	$ -	$ 100,000
	Total	$ 1,064,171.51	$ 5,583,000	$ 895,779.38	$ 8,091,000

2019 Sewer Fund Budget

Account Number	Description	2017 Actual	2018 Budget	10/19/18 Actual	2019 Budget
Debt Principal					
2.652.0	Bond Principal - Series 2009	$ 187,611.66	$ 183,000	$ 160,456.95	$ 200,000
	Total	$ 187,611.66	$ 183,000	$ 160,456.95	$ 200,000
Debt Interest					
2.654.0	Bond Interest - Series 2009	$ 24,875.72	$ 30,500	$ 16,615.88	$ 15,000
	Total	$ 24,875.72	$ 30,500	$ 16,615.88	$ 15,000
Miscellaneous					
2.680.0	Miscellaneous	$ 560.50	$ 1,000	$ 991.50	$ 1,000
2.680.1	Refund - Overpayment	$ 1,626.18	$ 15,000	$ 4,788.11	$ 5,000
	Total	$ 2,186.68	$ 16,000	$ 5,779.61	$ 6,000
	TOTAL EXPENDITURES	**$ 1,288,195.36**	**$ 5,826,500**	**$ 1,088,020.94**	**$ 8,323,000**

2019 Highway Aid Fund Budget

Account Number	Description	2017 Actual	2018 Budget	10/19/18 Actual	2019 Budget
REVENUES					
	Beginning Cash Balance	$ 383,069.26	$ 14,826	$ 86,272.95	$ 86,273
Interest Earnings					
5.460.0	Interest Earnings	$ 1,150.17	$ 1,000	$ 1,894.57	$ 1,500
	Total	$ 1,150.17	$ 1,000	$ 1,894.57	$ 1,500
State Highway Aid					
5.400.0	Liquid Fuels Funds	$ 399,269.53	$ 412,220	$ 417,997.68	$ 417,945
	Total	$ 399,269.53	$ 412,220	$ 417,997.68	$ 417,945
	TOTAL REVENUES	**$ 783,488.96**	**$ 428,046**	**$ 506,165.20**	**$ 505,718**
EXPENDITURES					
Highway Construction and Rebuilding					
5.610.0	Construction and Rebuilding	$ 768,637.96	$ 400,000	$ 369,368.43	$ 450,000
	Total	$ 768,637.96	$ 400,000	$ 369,368.43	$ 450,000
	TOTAL EXPENDITURES	**$ 768,637.96**	**$ 400,000**	**$ 369,368.43**	**$ 450,000**

2019 Sewer Fund Budget

Account Number	Description	2017 Actual	2018 Budget	10/19/18 Actual	2019 Budget
REVENUES					
	Beginning Cash Balance	$ 8,403,644.22	$ 9,260,506	$ 12,204,381.63	$ 12,204,381
Interest Earnings					
2.440.0	Interest Earnings	$ 68,338.19	$ 75,000	$ 70,823.75	$ 75,000
	Total	$ 68,338.19	$ 75,000	$ 70,823.75	$ 75,000
Sanitation					
2.400.0	Sewer Certifications	$ 5,547.08	$ 4,000	$ 11,499.26	$ 8,000
2.400.1	Sewer Con/Tapping Fee	$ 119,952.00	$ 70,000	$ 90,576.00	$ 70,000
2.400.2	Sewer Use Charge	$ 2,356,410.48	$ 2,475,000	$ 1,599,343.95	$ 2,475,000
2.400.3	Sewer Permits	$ -	$ -	$ 869.60	$ 500
2.490.0	Miscellaneous Revenue	$ -	$ 4,000	$ 12,263.32	$ 4,000
	Total	$ 2,481,909.56	$ 2,553,000	$ 1,714,552.13	$ 2,557,500
	TOTAL REVENUES	**$ 10,953,891.97**	**$ 11,888,506**	**$ 13,989,757.51**	**$ 14,836,881**
EXPENDITURES					
General Government					
2.600.0	Administrative Services	$ 2,943.42	$ 7,000	$ 2,766.21	$ 4,000
2.600.1	Postage	$ 6,406.37	$ 7,000	$ 6,622.91	$ 7,000
	Total	$ 9,349.79	$ 14,000	$ 9,389.12	$ 11,000
Wastewater Collection and Treatment					
2.610.0	Operating Supplies	$ 1,381.20	$ 5,000	$ 1,194.12	$ 3,000
2.610.1	Special Engineering Service	$ -	$ 60,000	$ -	$ 60,000
2.610.2	Engineering Services	$ 13,562.89	$ 40,000	$ 17,334.02	$ 40,000
2.610.3	Legal Services	$ 3,442.57	$ 25,000	$ 658.00	$ 25,000
2.610.4	Sewer Billing Services	$ 2,613.24	$ 3,000	$ 1,981.26	$ 3,000
2.610.5	Electricity	$ 19,673.65	$ 35,000	$ 23,781.47	$ 35,000
2.610.6	Conveyance and Treatment	$ 904,249.80	$ 985,000	$ 834,428.00	$ 995,000
2.610.7	Repairs	$ 3,767.20	$ 300,000	$ 2,995.35	$ 300,000
2.610.8	Maintenance Services	$ 26,964.00	$ 30,000	$ 13,407.16	$ 30,000
2.610.9	Capital Construction	$ 26,964.00	$ 4,000,000	$ -	$ 6,500,000
2.611.0	Capital Purchases	$ 61,552.96	$ 100,000	$ -	$ 100,000
	Total	$ 1,064,171.51	$ 5,583,000	$ 895,779.38	$ 8,091,000

2019 Sewer Fund Budget

Account Number	Description	2017 Actual	2018 Budget	10/19/18 Actual	2019 Budget
Debt Principal					
2.652.0	Bond Principal - Series 2009	$ 187,611.66	$ 183,000	$ 160,456.95	$ 200,000
	Total	$ 187,611.66	$ 183,000	$ 160,456.95	$ 200,000
Debt Interest					
2.654.0	Bond Interest - Series 2009	$ 24,875.72	$ 30,500	$ 16,615.88	$ 15,000
	Total	$ 24,875.72	$ 30,500	$ 16,615.88	$ 15,000
Miscellaneous					
2.680.0	Miscellaneous	$ 560.50	$ 1,000	$ 991.50	$ 1,000
2.680.1	Refund - Overpayment	$ 1,626.18	$ 15,000	$ 4,788.11	$ 5,000
	Total	$ 2,186.68	$ 16,000	$ 5,779.61	$ 6,000
	TOTAL EXPENDITURES	**$ 1,288,195.36**	**$ 5,826,500**	**$ 1,088,020.94**	**$ 8,323,000**

2019 Highway Aid Fund Budget

Account Number	Description	2017 Actual	2018 Budget	10/19/18 Actual	2019 Budget
REVENUES					
	Beginning Cash Balance	$ 383,069.26	$ 14,826	$ 86,272.95	$ 86,273
Interest Earnings					
5.460.0	Interest Earnings	$ 1,150.17	$ 1,000	$ 1,894.57	$ 1,500
	Total	$ 1,150.17	$ 1,000	$ 1,894.57	$ 1,500
State Highway Aid					
5.400.0	Liquid Fuels Funds	$ 399,269.53	$ 412,220	$ 417,997.68	$ 417,945
	Total	$ 399,269.53	$ 412,220	$ 417,997.68	$ 417,945
	TOTAL REVENUES	**$ 783,488.96**	**$ 428,046**	**$ 506,165.20**	**$ 505,718**
EXPENDITURES					
Highway Construction and Rebuilding					
5.610.0	Construction and Rebuilding	$ 768,637.96	$ 400,000	$ 369,368.43	$ 450,000
	Total	$ 768,637.96	$ 400,000	$ 369,368.43	$ 450,000
	TOTAL EXPENDITURES	**$ 768,637.96**	**$ 400,000**	**$ 369,368.43**	**$ 450,000**

2019 Open Space Fund Budget

Account Number	Description	2017 Actual	2018 Budget	10/18/18 Actual	2019 Budget
	REVENUES				
Funds Carried Forward					
3.495.0	Funds Carried Forward	$ 6,684,385.64	$7,583,000	$ 6,660,896.99	$6,806,000
	Total	$ 6,684,385.64	$7,583,000	$ 6,660,896.99	$6,806,000
Earned Income Tax					
3.402.0	Earned Income Tax	$ 1,104,185.61	$ 1,200,000	$ 974,266.06	$ 1,200,000
	Total	$ 1,104,185.61	$ 1,200,000	$ 974,266.06	$ 1,200,000
Interest Earnings					
3.460.0	Interest Earnings	$ 43,836.95	$ 20,000	$ 44,891.33	$ 40,000
	Total	$ 43,836.95	$ 20,000	$ 44,891.33	$ 40,000
	TOTAL REVENUES	**$ 7,832,408.20**	**$ 8,803,000**	**$ 7,680,054.38**	**$ 8,046,000**
	EXPENDITURES				
Debt Principal					
3.610.0	Debt Principal	$ -	$ -	$ -	$ -
	Total	$ -	$ -	$ -	$ -
Debt Interest					
3.612.0	Debt Interest	$ -	$ -	$ -	$ -
	Total	$ -	$ -	$ -	$ -
Reserve					
3.690.0	Open Space Acquisition	$ -	$ 3,000,000	$ 2,164,361.86	$ 3,000,000
	Total	$ -	$ 3,000,000	$ 2,164,361.86	$ 3,000,000
	TOTAL EXPENDITURES	**$ -**	$3,000,000	$ 2,164,361.86	$3,000,000